


How to correctly complete the Check Out details when you buy from one country and need to receive the material in another country

① First: buyer's tax information

In the first part of the Check Out, enter the real tax details of the company (team, professional, etc.) making the purchase





Example: The Italian cycling team “A Rueda” is training in Portugal and makes a purchase; the tax (billing) details must be those of the team, with its original address and VAT number, i.e., the Italian one.

② Second: Select “Send to a different address”

Please provide the delivery address:

- Name and postal address of the hotel, residence, or high-performance center
- Name of contact person
- Telephone number of contact person



If you have any questions, you can write to us at

tienda@bermellelectromedicina